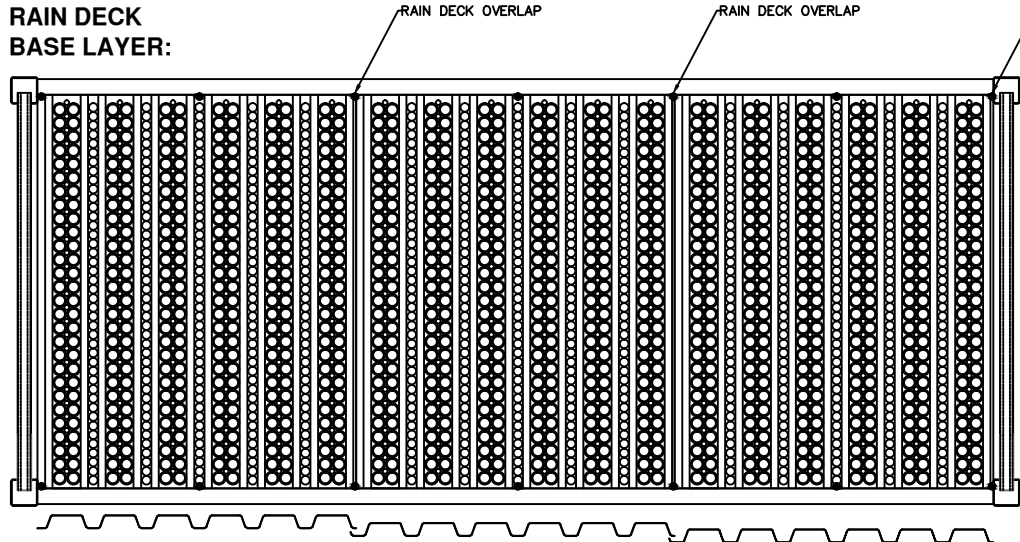
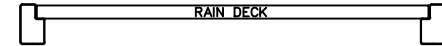


**RAIN DECK  
BASE LAYER:**

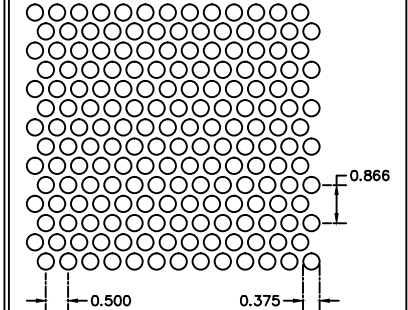


RAIN DECK  
INSTALLED IN BEAMS  
48D X 108 SHOWN



RAIN DECK OPENINGS:  
LARGE HOLE  $\phi = 1.445"$   
SMALL HOLE  $\phi = 0.782"$   
VALLEY HOLE  $\phi = 0.840"$


PERFORATED PLATE OPENINGS:  
HOLE DIAMETER =  $3/8"$  (0.375")  
STAGGER =  $1/2"$  (0.500")  
ENLARGED TO SHOW DETAIL



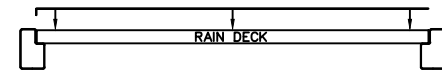
ADDITIONAL HOLE PATTERNS AVAILABLE UPON REQUEST



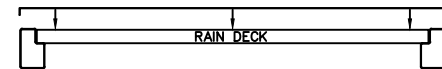
**PERFORATED PLATE  
TOP LAYER (OPTIONAL):**



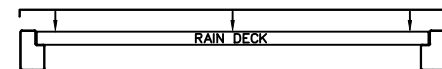
OPTION 1:  
ONE (1) INTERIOR  
WATERFALL FLANGE  
(LEAST EXPENSIVE)



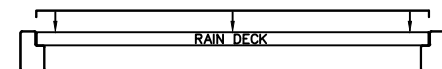
OPTION 2:  
ONE (1) EXTERIOR  
WATERFALL FLANGE



OPTION 3:  
TWO (2) EXTERIOR  
WATERFALL FLANGES



OPTION 4:  
TWO (2) INTERIOR  
WATERFALL FLANGES  
(MOST EXPENSIVE)



PLEASE NOTE THAT ALL PRODUCTS DETAILED ABOVE ARE AVAILABLE WITHOUT PERFORATIONS IN SOLID FORM